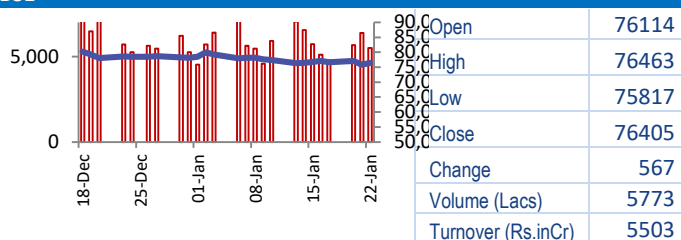
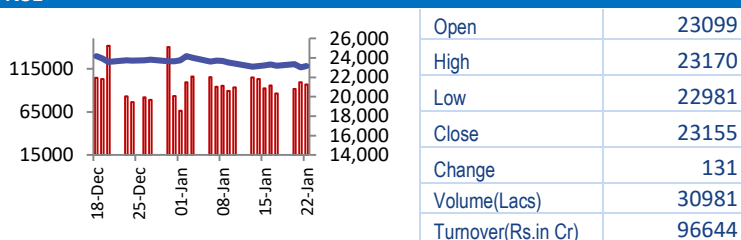


BSE



NSE



World Markets	Current	Previous	Pt. Chg	Var(%)
Dow	44157	44026	131	0.3%
Dow Futures	44336	44353	(17)	0.0%
Nasdaq	20009	19757	253	1.3%
FTSE	8545	8548	(3)	0.0%
Nikkei	39830	39646	184	0.5%
Hang Seng	19869	19779	91	0.5%
Gift Nifty	23134	23153	(19)	-0.1%
Straits Singapore	3805	3781	23	0.6%
South Korea	2526	2547	(21)	-0.8%
Taiwan	23525	23525	Closed	Closed
Shanghai	3260	3214	47	1.5%

Market Review

US: U.S. stocks finished higher on Wednesday after a slew of robust corporate earnings and President Donald Trump's new initiative on artificial intelligence pushed Wall Street closer to record territory.

Asia: Asia shares rose on Thursday, helped by a jump in their Chinese counterparts on Beijing's latest measures to shore up its crumbling stock market.

India: Indian benchmark indices closed in green on Wednesday, supported by gains in IT stocks and heavyweight financials. **Market is expected to open on a negative note and likely to witness range bound move during the day.**

Commodity Prices	Current	Previous	Pt. Chg	Var(%)
Copper (\$/MT)	9224	9285	(61)	-0.7%
Alumin (\$/MT)	2634	2646	(12)	-0.5%
Zinc (\$/MT)	2900	2914	(14)	-0.5%
Brent Crude (\$/bbl)	79	79	(0)	-0.3%
Gold (\$/Ounce)	2753	2756	(4)	-0.1%
Silver (\$/Ounce)	31	31	(0)	-0.5%
Light Crude (\$/bbl)	75	75	(0)	-0.2%
N G (\$/mmbtu)	4	4	0	0.3%
Sugar (\$/MT)	478	466	11	2.4%
Rubber (Rs./kg)	190	190	0	0.1%
Baltic Dry Index	893	928	(35)	-3.8%

Global economy: U.S. President Donald Trump is pushing a plan to explicitly use revenue from higher tariffs on imported goods to help pay for extending trillions of dollars in tax cuts, an unprecedented shift likely to face opposition from many of his fellow Republicans in Congress. The U.S. collects less than \$100 bn annually in trade penalties imposed on imported goods as a tool to protect and grow domestic industries. That money is rarely a topic in Washington's routine budget battles because it makes up so little of the federal government's revenue. Trump has threatened across-the-board import tariffs, but has yet to impose any.

Currency Exchange Rate	Current	Previous	Var(%)
Rs./ \$ rate	86.33	86.59	-0.29%
Rs./ Euro	90.19	89.64	0.62%
Rs./Chinese Yuan	11.88	11.89	-0.07%
Yen / \$ rate	156.50	156.53	-0.02%
\$ US/Euro	1.04	1.04	-0.06%

Japan's trade surplus grew more in December, boosted chiefly by resilient exports to the U.S. and China, although weaker-than-expected imports pointed to some softness in local demand. Trade balance grew to a surplus of 130.9 bn yen, compared to expectations for a deficit of 55 bn yen. Trade balance also swung into a surplus from a 110.3 bn yen deficit in Nov. The turnaround was driven chiefly by stronger-than-expected exports, which grew 2.8% year-on-year in Dec more than expectations for a 2.3% increase.

Dollar Index	Current	Previous	Var(%)
Dollar Index	108.30	108.17	0.12%

Support/ Resistance Levels for Today		
	Nifty	Bank Nifty Fut
Support 1	23070	48640
Support 2	23000	48340
Resistance	23200	49000

Commodities: Oil prices dipped in early trade on Thursday, extending losses amid uncertainty over how proposed tariffs by U.S. President Donald Trump on several countries would impact global economic growth and energy demand.

Securities in Ban For Trade	
ABFRL	PNB
BANDHANBNK	LTF
CANFINHOME	MANAPPURAM
DIXON	MGL
INDIAMART	RBLBANK

Gold held steady near its record high on Thursday as investors awaited further direction from the new Trump administration regarding potential tax cuts and trade policies.

Currency: The dollar steadied against major peers on Thursday, continuing its near paralysis of the past two days before more concrete announcements on tariffs from U.S. President Donald Trump.

FII Derivative Transactions (Rs. Cr)

Contracts	Purchase		Sell		Net	Open Interest (OI)		OI (Previous day)		Change	
	Contract	Value	Contract	Value	Value	Contract	Value	Contract	Value	Contract	Value
Index Future	63991	4357	64342	5327	(970)	539900	40221	532433	38554	7467	1667
Index Option	12102327	1627403	12420192	1677528	(50125)	6438666	609728	5770743	534386	667923	75342
Stock Future	471108	29520	447005	27740	1780	5683510	347227	5611445	343328	72065	3899
Stock Option	1795637	117172	1826051	118759	(1587)	1826141	111405	1755409	107629	70732	3776
Total	14433063	1778452	14757590	1829354	(50902)	14488217	1108581	13670030	1023897	818187	84684

FII All Activity-BBG (Rs Cr)			
	Buy	Sell	Net
15-Jan-25	11486	15883	(4397)
16-Jan-25	11551	15892	(4341)
17-Jan-25	10380	14007	(3627)
20-Jan-25	10401	14126	(3725)
21-Jan-25	10393	16721	(6328)
Month to date- Jan	162815	215540	(52725)
FII (Prov.) (Rs Cr)			
	Buy	Sell	Net
16-Jan-25	11078	15420	(4342)
17-Jan-25	10486	13805	(3318)
20-Jan-25	9473	13810	(4337)
21-Jan-25	9983	15903	(5920)
22-Jan-25	12937	16963	(4026)
Month to date-Jan	165340	226199	(60859)
DII (Prov.) (Rs. Cr)			
	Buy	Sell	Net
16-Jan-25	14831	11902	2929
17-Jan-25	12497	9924	2573
20-Jan-25	15339	11017	4322
21-Jan-25	14356	10855	3500
22-Jan-25	15437	11797	3640
Month to date-Jan	235847	175018	60830
FII Debt - BBG (Rs. Cr)			
	Buy	Sell	Net
15-Jan-25	1569	1497	72
16-Jan-25	1953	1652	302
17-Jan-25	1752	957	795
20-Jan-25	975	291	683
21-Jan-25	933	776	157
Month to date- Jan	27095	31872	(4778)

Market Breadth	BSE		NSE	
	No.	%	No.	%
Advance	1048	26%	721	25%
Decline	2906	72%	2088	73%
Unchanged	105	3%	48	2%

Market Turnover	22-Jan	21-Jan	Var (%)
BSE Cash	5503	6387	-14%
NSE Cash	96644	99502	-3%
NSE Futures	142827	167224	-15%
NSE Options	20785202	16132891	29%
Total (Rs.Cr)	21030175	16406005	28%

Volatility Index	22-Jan	21-Jan
Volatility Index	16.77	17.06

Index PE - TTM	22-Jan	Yr. High	Yr. Low
Sensex	22.0	25.7	21.8
Nifty	21.2	24.4	20.8

Corporate News

HUDCO Signs MoU with Vadhvan Port Project For Rs 25,000 Cr Funding For Various Infra Works

Housing & Urban Development Corp. Signed a MoU with Vadhvan Port Project Ltd a JV between JNPA and Maharashtra Maritime Board. Under the MoU, the company will explore and provide funding of up to Rs 25,000 cr for the development of new ports and public-private partnership projects under the Vadhvan Port Project. (NTDV)

Zydus receives USFDA Orphan Drug Designation for Usnoflast to treat ALS

Zydus Lifesciences announced that the USFDA granted Orphan Drug Designation to Usnoflast, a novel oral NLRP3 inhibitor, for treating amyotrophic lateral sclerosis, a rare fatal neurodegenerative disease. Clinical trials indicate promising results, and further trials are planned. ALS affects over 30,000 people in the US annually. (ET)

Laurus Labs arm gets one U.S. FDA observation after post-marketing adverse drug experience inspection

A U.S. subsidiary of generic drugmaker Laurus Labs has been issued a Form 483 with one observation by the U.S. Food and Drug Administration after a post-marketing adverse drug experience inspection. (TH)

Economy

CBDT notifies amendments in I-T rules for presumptive taxation of non-resident cruise ships

The income tax department has amended rules for presumptive taxation for non-resident cruise ship operators. This regime, introduced in the July Budget, aims to boost investment and employment. To qualify, operators must run cruise ships with specific capacity and amenities, primarily for passengers, on scheduled voyages touching at least two Indian ports. (ET)

India's rice exports defy restrictions, hold steady in 2024

India's rice exports in 2024 remained steady despite earlier export curbs, with high basmati rice shipments compensating for a decline in non-basmati rice sales. The country's total exports reached 17.8 mnMT, down slightly from the previous year. (ET)

International

OpenAI, SoftBank each commit \$19 bn to Stargate AI data center, the Information reports

OpenAI and Japanese conglomerate SoftBank will each commit \$19 bn to fund Stargate, a joint venture to develop data centers for artificial intelligence in the U.S. The ChatGPT maker will hold a 40% interest in Stargate, and would act as an extension of OpenAI. (Inv)

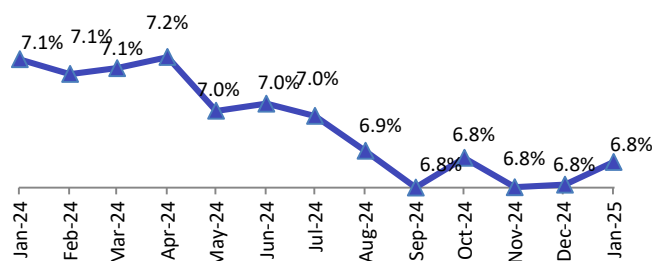
Top 5 Nifty Gainers	22-Jan	21-Jan	Var(%)
WIPRO	309	298	3.6%
INFY	1856	1801	3.1%
TCS	4157	4036	3.0%
TECHM	1684	1641	2.6%
SUNPHARMA	1799	1763	2.1%
Top 5 Nifty Losers	22-Jan	21-Jan	Var(%)
BEL	270	279	-3.1%
TATAMOTORS	743	761	-2.4%
TRENT	5626	5737	-1.9%
POWERGRID	298	302	-1.6%
AXISBANK	959	970	-1.1%

BSE Index Watch	Last	1 day	1 wk	1 mth	1 yr
SENSEX	76405	0.7%	-0.4%	-2.7%	8.6%
MIDCAP	42648	-1.2%	-1.6%	-7.8%	14.5%
SMLCAP	50907	-1.6%	-1.3%	-7.1%	17.4%
AUTO	50263	-0.2%	-1.9%	-1.6%	19.7%
BANKEKX	55166	0.3%	-0.3%	-5.4%	7.9%
Capital Goods	63215	-1.8%	0.1%	-7.9%	13.2%
FMCG	20250	0.0%	0.0%	-1.3%	2.2%
Health Care	42600	0.1%	0.3%	-3.4%	29.1%
IT	42114	1.9%	-2.2%	-3.5%	13.3%
METAL	28491	-0.7%	2.4%	-4.6%	13.1%
Oil & Gas	25898	-0.8%	1.4%	0.0%	6.7%
Power	6509	-1.6%	-0.4%	-7.9%	9.7%
Realty	6802	-4.5%	-6.3%	-18.7%	5.7%

NSE USD Futures	22-Jan	21-Jan	Var (%)
Jan Expiry (Rs./\$)	86.58	84.42	2.6%
Feb Expiry (Rs./\$)	86.40	86.68	-0.3%
Total Turnover (Rs. Crore)	3994	4206	-5%

Sectors	TTM PE
Auto	29.61
Auto Ancillary	44.23
Banking	13.26
Engineering	47.42
Cement	80.75
Diamonds & Jewellery	56.66
Housing Finance	25.15
Infrastructure & Const	32.87
Metals-Aluminium	36.17
Metal – Steel	16.09
Oil Expl.	12.68
Pharma	9.8
Power – Gen. Supp.	43.05
Information Tech.	26.69
Sugar	22.43
Telecom Serv. Prov.	70.99
Tyres	27.1

India 10 year bond yield
(Source: Investing.com)



10 year G-Sec Yield	Current	Previous	Change
US	4.60%	4.61%	(1) bps
Japan	1.21%	1.20%	0 bps
India	6.72%	6.74%	(1) bps
UK	4.63%	4.59%	4 bps
Libor 3 Mths	4.85%	4.85%	(0) bps

Indian Eco Data	Current	Previous	Var(%)
Forex Reserve (US\$ in bn)	626	626	0.0%
Inflation - WPI	1.89%	2.36%	(47) bps
Inflation - CPI	5.22%	5.48%	(73) bps

India GDP	Q2FY25	Q1FY25	Var(%)
Growth	5.36%	6.65%	(129) bps

Monetary Policy	Current	Previous	Change
Repo Rate	6.50%	6.50%	0 bps
Reverse Repo Rate	3.35%	3.35%	0 bps
CRR	4.00%	4.50%	(50) bps
O/S Banking System Liquidity (Rs bn)	-2733	-2376	(357.0)

IIP Growth %	Nov-24	Nov-23	Apr-Feb
IIP	5.2	2.5	4.4
Capital Goods	9.0	-1.1	4.5
Mining	5.8	1.3	4.1
Manufacturing	4.4	5.8	6.0
Electricity	1.9	7.0	3.6

ADR Price Movement

Company	Price (US\$)	Volume	Previous Day Price	Volume	Variance (%)	No. of Share Per ADR	ADR Price (Rs.)	BSE Price	Variance (%)
Infosys Tech	21.61	9311589	21.15	18004323	2.17%	1	1865.67	1856.45	0.5%
Wipro	3.66	8759918	3.52	6480631	3.98%	1	315.98	309.10	2.2%
Dr.Reddy's	15.09	3461633	14.80	2556884	1.96%	1	1302.78	1296.25	0.5%
ICICI Bank	27.55	9355304	27.62	5890767	-0.25%	2	1189.25	1200.45	-0.9%
HDFC Bank	60.68	5638947	58.86	2645247	3.09%	3	1746.24	1666.05	4.8%

GDR's (US\$)

	Prices	Prev. Close	Change	Var %
L&T	40.60	40.90	(0.3)	-0.7%
RIL	58.90	59.00	(0.1)	-0.2%
SBI	86.50	87.70	(1.2)	-1.4%

US Economy Data	Current	Previous
Inflation (%) (YoY)	2.90%	2.70%
Unemployment (%)	4.10%	4.20%

Interest Rate (%)	Current	Previous
Fed Rate	4.50%	4.75%

US GDP	Q2CY24	Q1CY24
Growth (QoQ Annualized)	3.10%	3.00%

China Economy Data	Current	Previous
GDP	5.40%	4.60%
Inflation – CPI (%)	0.10%	0.20%

Economic Calendar

Economic Calendar	Date
Indian GDP Data	28 Feb
Indian Inflation Data CPI	12 Feb
Indian Inflation Data WPI	14 Feb
Indian Monetary Policy	07 Feb
India's Industrial Production (IIP)	12 Feb
US Inflation Data	12 Feb
US GDP	30 Jan
US Unemployment Data	07 Feb
US Fed Rate	30 Jan
China GDP	16 Apr
China Inflation Data	09 Feb

Event Update

Name	Date	Purpose
BN Rathi Securities Ltd.	24/01/25	Stock Split from Rs.10/- to Rs.5/-
DCM Shriram Ltd.	24/01/25	Second Interim Dividend
Vidhi Specialty Food Ingredients Ltd.	24/01/25	Third Interim Dividend
KEI Industries Ltd.	27/01/25	Interim Dividend
Zensar Technologies Ltd.	28/01/25	Interim Dividend
MPS Ltd.	29/01/25	Interim Dividend
Persistent Systems Ltd.	29/01/25	Interim Dividend
Accelya Solutions India Ltd.	30/01/25	Interim Dividend
Housing & Urban Development Corporation Ltd.	30/01/25	Interim Dividend
Siemens Ltd.	30/01/25	Rs.12.00 per share(600%)Dividend
Coal India Ltd.	31/01/25	Second Interim Dividend
Indian Energy Exchange Ltd.	31/01/25	Interim Dividend
Kiduja India Ltd.	31/01/25	Stock Split from Rs.10/- to Re.1/-
Mohite Industries Ltd.	31/01/25	Stock Split from Rs.10/- to Re.1/-
Embassy Office Parks REIT	01/02/25	Income Distribution RITES
Gothi Plascon (India) Ltd.	01/02/25	Interim Dividend
Torrent Pharmaceuticals Ltd.	01/02/25	Interim Dividend
Godrej Consumer Products Ltd.	03/02/25	Interim Dividend
Emami Ltd.	04/02/25	Second Interim Dividend
Manba Finance Ltd.	05/02/25	Second Interim Dividend
Computer Age Management Services Ltd.	07/02/25	Interim Dividend
Page Industries Ltd.	13/02/25	Third Interim Dividend

Bulk Deal As On 22/01/25

BSE					
Security Code	Security Name	Client Name	Deal	Quantity	Price
544337	AVAX	SHIVARJUN BYRAPANENI RAO	B	12000	108.08
530755	CORNE	RUCHI HIRJI GADA	S	85935	10.43
539770	DARJEELING	MEENABEN HARISHBHAI LAKHANI	B	18000	38.77
512441	ENBETRD	JESINGBHAI JIVABHAI CHAUDHARI	S	2177109	13.61
512441	ENBETRD	JNSP TRADING LLP	S	120000	13.61
512441	ENBETRD	JNSP TRADING LLP	B	790403	13.6
530407	EPIC	NEO APEX VENTURE LLP	S	94000	76.25
521137	EUREKAI	SHAMAL KOLEKAR	B	50000	11.93
544332	FABCLEAN	EPITOME TRADING AND INVESTMENTS	B	68800	250.48
513337	GUJTLRM	NEO APEX VENTURE LLP	S	1497348	13.2
513337	GUJTLRM	NEO APEX VENTURE LLP	B	590071	13.19
519574	HINDUST	MANSI SHARE & STOCK ADVISORS PRIVATE LIMITED	S	25000	89.49
519574	HINDUST	NEO APEX VENTURE LLP	S	32500	89.49
519574	HINDUST	NEO APEX VENTURE LLP	B	51	83.5
519574	HINDUST	ZULIA ZAFAR	B	26000	86.15
544334	INDOBELL	ANKIT SINGHVI	B	45000	129.08
544334	INDOBELL	GREEN PEAKS ENTERPRISES LLP	S	51000	129.08
544334	INDOBELL	GREEN PEAKS ENTERPRISES LLP	B	9000	127.09
541983	INNOVATIVE	VIR BHUVAN KHIMJI	S	195000	25.79
538765	JSHL	SUBHADRA RAMESHCHANDRA SHAH	B	80000	7.2
536073	JULIEN	MUHAMMEDMUAZJAN	B	236988	11.76
531402	LWSKNIT	MULTIPLIER SHARE & STOCK ADVISORS PRIVATE LIMITED	S	462202	18.73
531402	LWSKNIT	NEO APEX VENTURE LLP	B	300000	19
531402	LWSKNIT	PRASHANT RATHEE	B	200000	18.24
517554	NHCFOODS	MANSI SHARE & STOCK ADVISORS PRIVATE LIMITED	S	3691250	1.48
544330	PARMESHWAR	PARNIKA AGARWAL	S	78000	72.57
526490	PRATIK	ASHWINIATULTELVADKAR	S	800000	7.07
526490	PRATIK	VAIBHAV VISHWANATH TODI	S	100153	7.1
526490	PRATIK	VAIBHAV VISHWANATH TODI	B	350153	7.07
540703	PROCLB	DILIP JAGANNATHRAO PATIL	B	48300	52.37
540703	PROCLB	ZULIA ZAFAR	S	45000	52.37
544295	PSPLATINA	SUNRISE GILTS AND SECURITIES PVT LTD	B	30	1043500
538452	QUASAR	MULTIPLIER SHARE & STOCK ADVISORS PRIVATE LIMITED	S	676441	2.37
538452	QUASAR	MULTIPLIER SHARE & STOCK ADVISORS PRIVATE LIMITED	B	27760	2.45
541601	RAJNISH	NEO APEX VENTURE LLP	S	1800000	1.34
541601	RAJNISH	NEO APEX VENTURE LLP	B	4100907	1.22
541601	RAJNISH	SONU LAL SAHEB CHAUDHARY	S	6621123	1.23
541601	RAJNISH	SONU LAL SAHEB CHAUDHARY	B	8564037	1.34
530253	RAJTUBE	MINOLLO PRIVATE LIMITED	B	36000	99.1
544340	RIKHAV	EPITOME TRADING AND INVESTMENTS	B	480000	163.4
544340	RIKHAV	MANSI SHARE & STOCK ADVISORS PRIVATE LIMITED	B	320000	171.57
544340	RIKHAV	VINOD KUMAR	B	500800	171.27
530525	RRETAIL	MANSUKH SECURITIES AND FINANCE LIMITED	S	875000	16.27
530525	RRETAIL	VEDANKIT TRADERS PRIVATE LIMITED	S	2050000	16.27
540259	SHANGAR	AVENUE BUSINESS CENTER PRIVATE LIMITED	S	12486263	5.48
540259	SHANGAR	LOGIHAZE SOLUTIONS PRIVATE LIMITED	B	7500000	5.56
540259	SHANGAR	SAJM GLOBAL IMPEX PRIVATE LIMITED	B	5041095	5.36
532217	SIELFNS	HETAL YOGESHKUMAR PATEL	B	57989	39.5
539584	SIPTL	DIVYA KANDA	S	648337	1.06
539584	SIPTL	DIVYA KANDA	B	182450	1.04

539584	SIPTL	RAJ BREEDERS AND HATCHERIES PRIVATE LIMITED	B	800000	1.08
543924	SONALIS	BONANZA PORTFOLIO LIMITED	S	10000	61.87
543924	SONALIS	BONANZA PORTFOLIO LIMITED	B	4000	62.55
543924	SONALIS	MOHIT MADHUKAR KOCHAR	B	16000	61.36
539217	SRESTHA	SHARE INDIA SECURITIES LIMITED	S	8649415	0.67
539217	SRESTHA	SHARE INDIA SECURITIES LIMITED	B	5444221	0.66
526071	STELLANT	MANISHKUMAR SUMATILAL MEHTA	S	8100	145.5
526071	STELLANT	UMESH NARAYAN	B	5050	145.5

NSE

Security Code	Security Name	Client Name	Deal	Quantity	Price
DBEIL	Deepak Builders & Eng I L	NEOMILE CORPORATE ADVISORY LIMITED	BUY	896073	166
GATECH	GACM Technologies Limited	SHARE INDIA SECURITIES LIMITED	BUY	5505006	0.72
GPECO	GP Eco Solutions India L	SUNIL K DAGA	BUY	60000	280.95
KKJEWELS	Kabra Jewels Limited	F3 ADVISORS PRIVATE LIMITED	BUY	105000	243.2
KKJEWELS	Kabra Jewels Limited	NEO APEX VENTURE LLP	BUY	200000	243.2
KKJEWELS	Kabra Jewels Limited	YUGA STOCKS AND COMMODITIES PRIVATE LIMITED	BUY	55000	243.2
MASTER	Master Components Limited	ANUPAM HARSHAD VASSA	SELL	29000	300
MASTER	Master Components Limited	BAIJAL ABHISHEK HARISH	BUY	46000	300
MASTER	Master Components Limited	BHAVNA FANCY VASSA	SELL	40000	300.2
MASTER	Master Components Limited	KARAN HARISH BAIJAL	BUY	55000	300
MASTER	Master Components Limited	SK GROWTH FUND PRIVATE LIMITED	SELL	30500	300
NARMADA	Narmada Agrobases Limited	KHETAWAT WEALTH MANAGEMENT PRIVATE LIMITED	SELL	250000	23.04
QUESTLAB	Quest Laboratories Ltd	SANDEEP SINGH	BUY	108000	142.72
STAR	Strides Pharma Science Ltd	AUTHUM INVESTMENT & INFRASTRUCTURE LIMITED	BUY	518350	558.88

Disclosure:

Research Reports that are published by Nirmal Bang Securities Private Limited (hereinafter referred to as "NBSPL") are for private circulation only. NBSPL is a registered Research Analyst under SEBI (Research Analyst) Regulations, 2014 having Registration no. INH000001766. NBSPL is also a registered Stock Broker with National Stock Exchange of India Limited, BSE Limited, Metropolitan Stock Exchange of India Limited, Multi Commodity Exchange of India Limited and , National Commodity and Derivative Exchange Limited in Capital Market , Equity and Commodities derivatives segments and Currency Derivatives Segment .

NBSPL has other business divisions with independent research teams separated by Chinese walls, and therefore may, at times, have different or contrary views on stocks and markets.

NBSPL or its associates have not been debarred / suspended by SEBI or any other regulatory authority for accessing / dealing in securities Market since last 20 years. NBSPL, its associates or analyst or his relatives do not hold any financial interest (Except Investment) in the subject company. NBSPL or its associates or Analyst do not have any conflict or material conflict of interest at the time of publication of the research report with the subject company. NBSPL or its associates or Analyst or his relatives may or may not hold beneficial ownership of 1% or more in the subject company at the end of the month immediately preceding the date of publication of this research report.

NBSPL or its associates / analyst has not received any compensation / managed or co-managed public offering of securities of the company covered by Analyst during the past twelve months. NBSPL or its associates have not received any compensation or other benefits from the company covered by Analyst or third party in connection with the research report. Analyst has not served as an officer, director or employee of Subject Company. NBSPL / analyst has not been engaged in market making activity of the subject company.

Analyst Certification: The research analysts and authors of these reports, hereby certify that the views expressed in this research report accurately reflects my/our personal views about the subject securities, issuers, products, sectors or industries. It is also certified that no part of the compensation of the analyst(s) was, is, or will be directly or indirectly related to the inclusion of specific recommendations or views in this research. The analyst(s) principally responsible for the preparation of this research report and has taken reasonable care to achieve and maintain independence and objectivity in making any recommendations.

Disclaimer:

The Research Report is for the personal information of the authorized recipient and does not construe to be any investment, legal or taxation advice. NBSPL is not soliciting any action based upon it. Nothing in the research report shall be construed as a solicitation to buy or sell any security or product, or to engage in or refrain from engaging in any such transaction. In preparing the research report, we did not take into account the investment objectives, financial situation and particular needs of the reader.

The research report has been prepared for the general use of the clients of NBSPL and must not be copied, either in whole or in part, or distributed or redistributed to any other person in any form. If you are not the intended recipient you must not use or disclose the information in the research report in any way. Though disseminated to all the customers simultaneously, not all customers may receive the research report at the same time. NBSPL will not treat recipients as customers by virtue of their receiving the research report. The research report is not directed or intended for distribution to or use by any person or entity resident in a state, country or any jurisdiction, where such distribution, publication, availability or use would be contrary to law, regulation or which would subject NBSPL & its group companies to registration or licensing requirements within such jurisdictions.

The report is based on the information obtained from sources believed to be reliable, but we do not make any representation or warranty that it is accurate, complete or up-to-date and it should not be relied upon as such. We accept no obligation to correct or update the information or opinions in it. NBSPL or any of its affiliates or employees shall not be in any way responsible for any loss or damage that may arise to any person from any inadvertent error in the information contained in the research report. NBSPL or any of its affiliates or employees do not provide, at any time, any express or implied warranty of any kind, regarding any matter pertaining to this report, including without limitation the implied warranties of merchantability, fitness for a particular purpose, and non-infringement. The recipients of the research report should rely on their own investigations.

This information is subject to change without any prior notice. NBSPL reserves its absolute discretion and right to make or refrain from making modifications and alterations to this statement from time to time. Nevertheless, NBSPL is committed to providing independent and transparent recommendations to its clients, and would be happy to provide information in response to specific client queries.

Before making an investment decision on the basis of research report, the reader needs to consider, with or without the assistance of an adviser, whether the advice is appropriate in light of their particular investment needs, objectives and financial circumstances. There are risks involved in securities trading. The price of securities can and does fluctuate, and an individual security may even become valueless. International investors are reminded of the additional risks inherent in international investments, such as currency fluctuations and international stock market or economic conditions, which may adversely affect the value of the investment. Opinions expressed are subject to change without any notice. Neither the company nor the director or the employees of NBSPL accept any liability whatsoever for any direct, indirect, consequential or other loss arising from any use of the research report and/or further communication in relation to the research report. Here it may be noted that neither NBSPL, nor its directors, employees, agents or representatives shall be liable for any damages whether direct or indirect, incidental, special or consequential including lost revenue or lost profit that may arise from or in connection with the use of the information contained in the research report.

Copyright of this document vests exclusively with NBSPL.

Our reports are also available on our website

Registration granted by SEBI and certification from NISM in no way guarantee performance of NBSPL or provide any assurance of returns to investors.

Nirmal Bang Research (Division of Nirmal Bang Securities Pvt. Ltd.)

B-2, 301/302, Marathon Innova,
Opp. Peninsula Corporate Park
Off. Ganpatrao Kadam Marg
Lower Parel(W), Mumbai-400013
Board No. : 91 22 6723 8000/8001
Fax. : 022 6723 8010